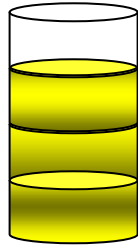


# Colour the three quarters of a shape


[www.fractionsworksheets.ca](http://www.fractionsworksheets.ca)

Cut each shape into four equal parts and colour three parts to show three quarters of each shape is coloured. First one is done for you as usual:

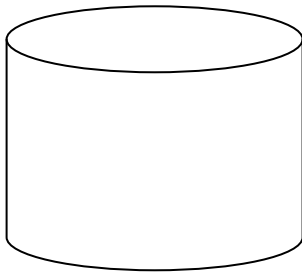
1.  $\frac{3}{4}$




2.




3.




4.



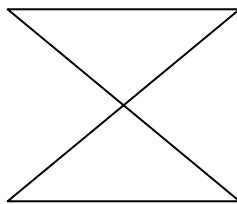
5.



6.



7.



8.

