

Fifth, Sixths and Eighths

www.fractionsworksheets.ca

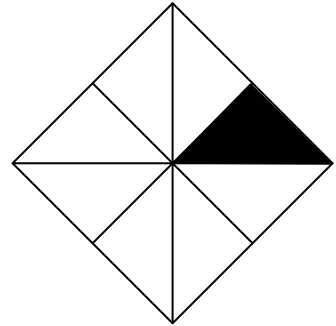
Now, probably you have understood the basic fractions very well. The last shot is to learn how to represent one fifth, one sixth or one eighths by drawing shapes. Below

1.

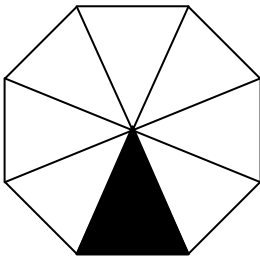


$$\frac{1}{6}$$

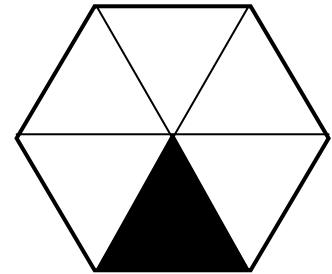
2.




3.



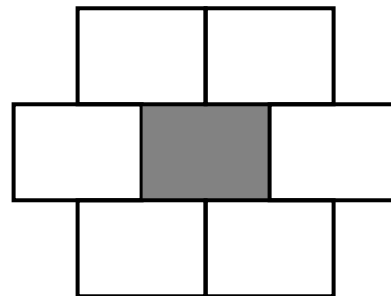
4.



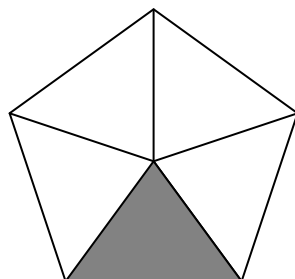
5.



6.



7.



8.

