

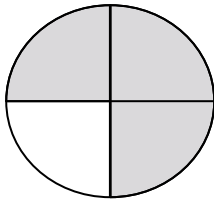
## Writing Fractions - Shapes [\(fractions worksheets\)](#)

3 ← The numerator is how many parts of a whole you need.

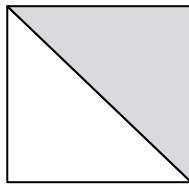
4 ← The denominator is how many parts there are altogether (total number of parts of a whole).

**Problem 1:** Write a fraction for the shaded part :

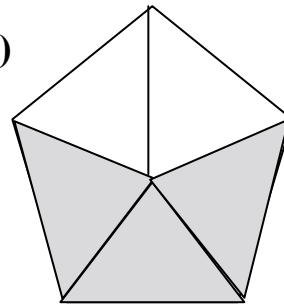
1)



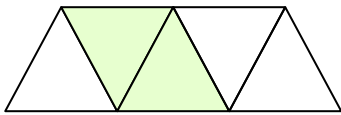

2)



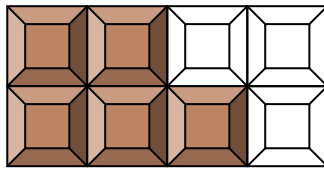

3)



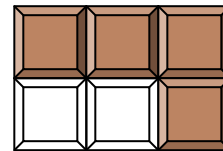

4)



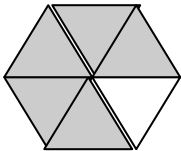

5)



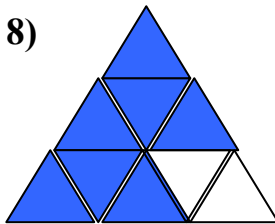

6)



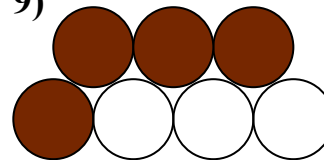

7)



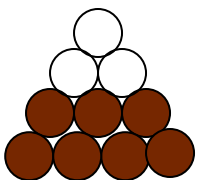

8)





9)




10)




11)




12)

